
4 ALBERT EMBANKMENT
LONDON SE1 7SR
Telephone: +44 (0)20 7735 7611 Fax: +44 (0)20 7587 3210

MSC.1/Circ.1545
6 June 2016

**UNIFIED INTERPRETATIONS RELATING TO THE APPLICATION OF SOLAS
REGULATION II-1/3-6, AS AMENDED, AND THE REVISED TECHNICAL
PROVISIONS FOR MEANS OF ACCESS FOR INSPECTIONS
(RESOLUTION MSC.158(78))**

1 The Maritime Safety Committee, at its ninety-sixth session (11 to 20 May 2016), approved the Unified interpretations relating to the application of SOLAS regulation II-1/3-6, as amended, and the *Revised technical provisions for means of access for inspections* (resolution MSC.158(78)), prepared by the Sub-Committee on Ship Design and Construction, at its third session (18 to 22 January 2016), as set out in the annex, with a view to ensuring a uniform approach towards the application of the provisions of SOLAS regulation II-1/3-6.

2 Member States are invited to use the annexed unified interpretations when applying the relevant provisions of SOLAS regulation II-1/3-6, as amended, and to bring them to the attention of all parties concerned.

ANNEX

UNIFIED INTERPRETATIONS RELATING TO THE APPLICATION OF SOLAS REGULATION II-1/3-6, AS AMENDED, AND THE REVISED TECHNICAL PROVISIONS FOR MEANS OF ACCESS FOR INSPECTIONS (RESOLUTION MSC.158(78))

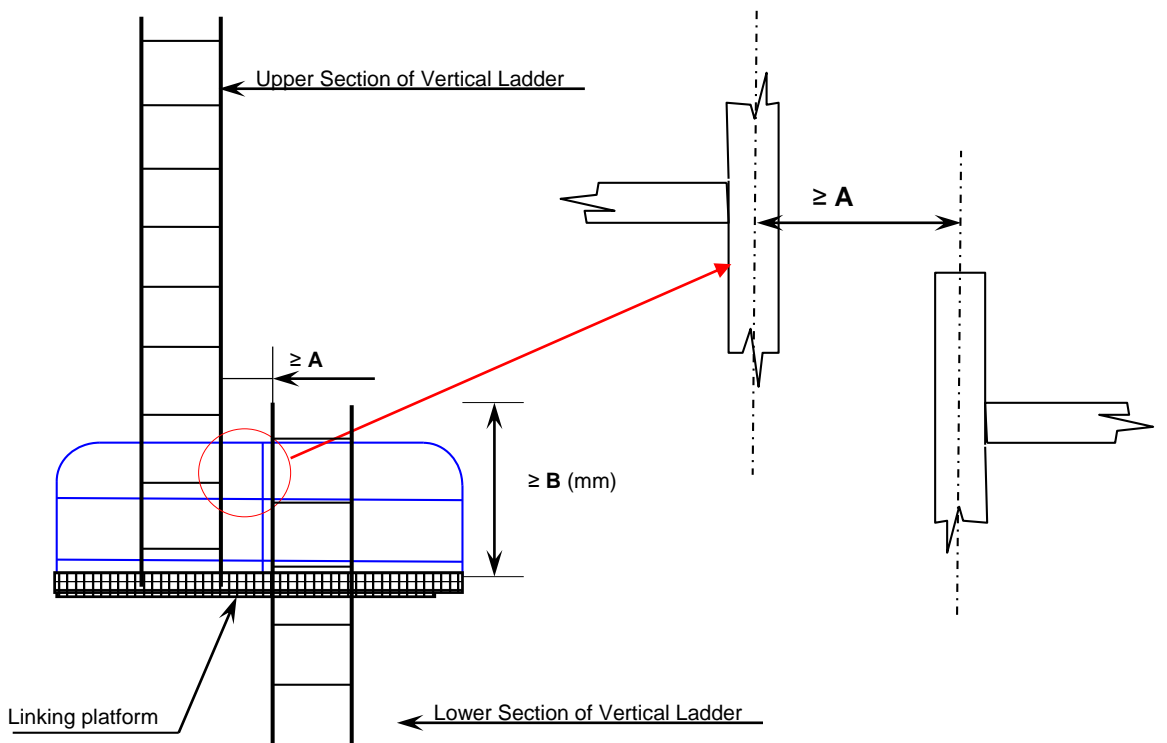
Revised technical provisions for means of access for inspections (resolution MSC.158(78)), paragraphs 3.13.2 and 3.13.6

Adjacent sections of vertical ladder need to be installed so that the following provisions are complied with:

- the minimum "lateral offset" between two adjacent sections of vertical ladder, is the distance between the sections, upper and lower, so that the adjacent stringers are spaced of at least 200 mm, measured from half thickness of each stringer.
- adjacent sections of vertical ladder should be installed so that the upper end of the lower section is vertically overlapped, in respect to the lower end of the upper section, to a height of 1500 mm in order to permit a safe transfer between ladders.
- no section of the access ladder should be terminated directly or partly above an access opening.

Figure "A"

Vertical Ladder – Ladder through the linking platform



Dimension		
A	Horizontal separation between two vertical ladders, stringer to stringer	≥ 200 mm
B	Stringer height above landing or intermediate platform	$\geq 1500^*$ mm
C	Horizontal separation between ladder and platform	$100 \text{ mm} \leq C < 300 \text{ mm}$
* The minimum height of the handrail of resting platform is 1000 mm (Technical Provision, resolution MSC.158(78), paragraph 3.3)		

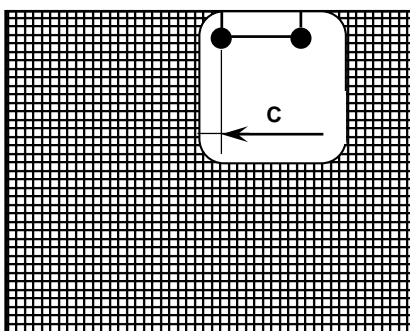
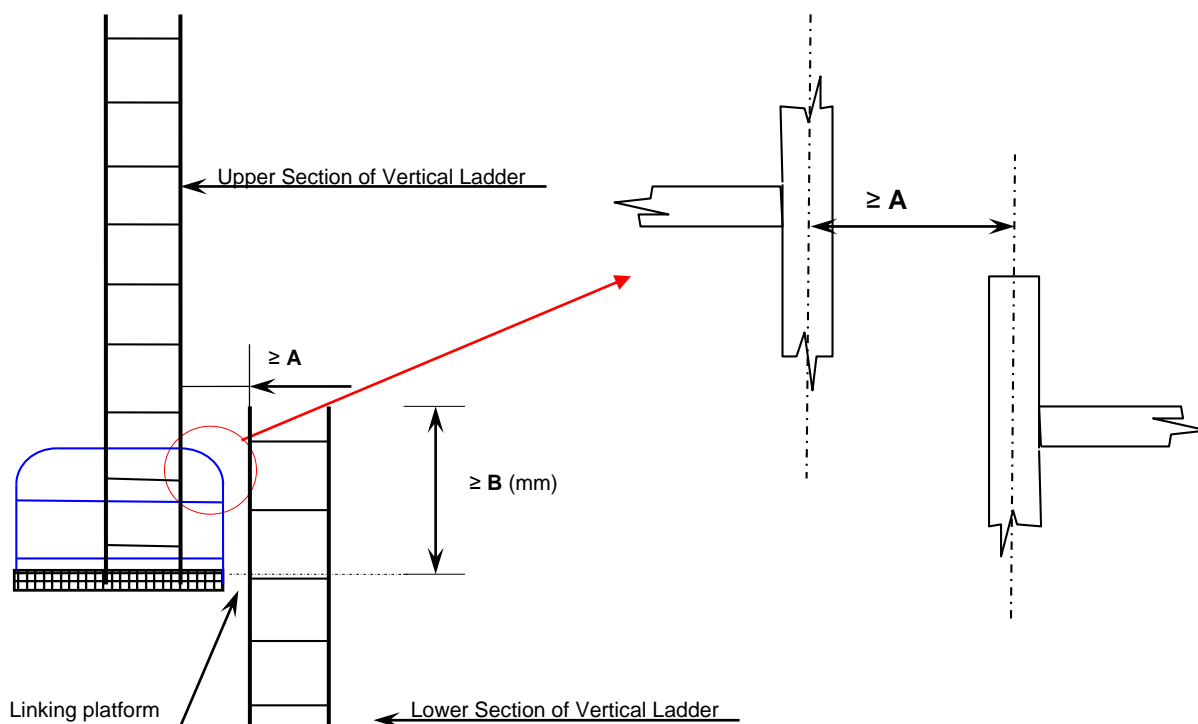


Figure "B"

Vertical Ladder – Side mount



Dimension		
A	Horizontal separation between two vertical ladders, stringer to stringer	≥ 200 mm
B	Stringer height above landing or intermediate platform	$\geq 1500^*$ mm
C	Horizontal separation between ladder and platform	$100 \text{ mm} \leq C < 300 \text{ mm}$
* The minimum height of the handrail of resting platform is 1000 mm (Technical Provision, resolution MSC.158(78), paragraph 3.3)		

